
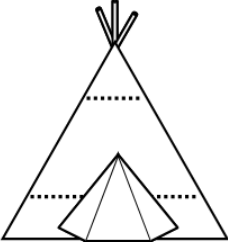

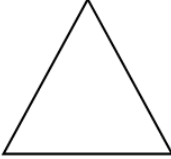




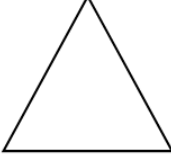




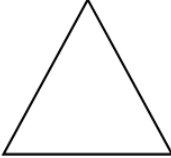




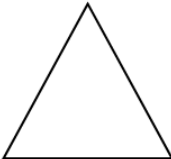





SCOPRO LA FORMA



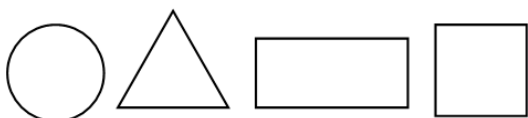
COLORA I DISEGNI NELLA COLONNA A SINISTRA E PER CIASCUNO DI ESSI SOLTANTO LA FIGURA GEOMETRICA CHE MEGLIO LO RAPPRESENTA

SEGUO IL RITMO DELLE FORME



COMPLETA LE SEQUENZE PROPOSTE RIPRODUCENDO LE FIGURE
NELL'ORDINE CORRETTO. INFINE, COLORA



IL PAESE “GEOMETRINO”



DISEGNA UN PAESAGGIO UTILIZZANDO LE PRINCIPALI FIGURE GEOMETRICHE. PUOI PROVARE A RIPRODURRE IL MODELLO PROPOSTO, OPPURE, DISEGNARLO SECONDO LA TUA FANTASIA. COMPLETA COLORANDO.

